

2019 EXHIBIT DESIGN REGULATIONS


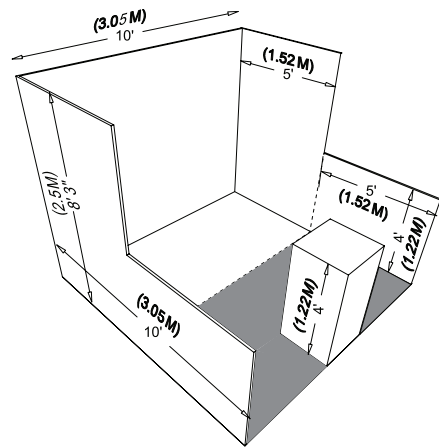
STANDARD BOOTH (IN-LINE, 1 CORNER AND 2 CORNER)

DEFINITION - Exhibit consisting of one or more standard units in a straight line. Also called "In-line" or "Linear" Booths.


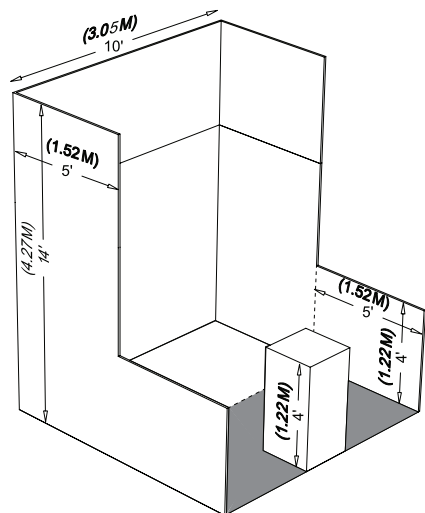
HEIGHT - Exhibit fixtures, components, products and identification signs will be permitted to a maximum height of 8ft 3in (2.5m) except where height is limited to 4ft (1.22m) maximum. See "DEPTH."

DEPTH - Display fixtures and product over 4ft (1.22m) in height may not be placed within 5ft (1.52m) of the aisle line and 10ft (3.05m) of the neighboring exhibitor. If a booth has less than 10ft of depth (aisle line to back of booth), display fixtures and product over 4ft in height must be placed in the back half of the booth.

PRODUCT DISPLAY - If the height of your product is over 8ft 3in (2.5m) and cannot be altered to meet the design regulations for a Standard Booth, you must be assigned to a Perimeter, Peninsula, or Island Booth. Your product, along with your display, must comply with all regulations set for your particular booth type as stated in these Exhibit Design Regulations.



PERIMETER BOOTH



DEFINITION - Standard Booth located on the outer wall of the exhibit floor.

HEIGHT - Exhibit fixtures, components, products and identification signs will be permitted to a maximum height of 14ft (4.27m) except where height is limited to 4ft (1.22m) maximum. See "DEPTH."

DEPTH - Display fixtures and product over 4ft (1.22m) in height may not be placed within 5ft (1.52m) of the aisle line and 10ft (3.05m) of the neighboring booth. If a booth has less than 10ft of depth (aisle line to back of booth), display fixtures and product over 4ft in height must be placed in the back half of the booth.

PENINSULA BOOTH

DEFINITION - Exhibit exposed to aisles on three sides facing a cross aisle. Peninsula Booths in NRA Show face north or south towards the cross aisles which run east and west.

NOTE: Check your Confirmation Contract to confirm your booth type before designing your exhibit. Not all booths with three open sides are considered Peninsula Booths.

HEIGHT - Exhibit fixtures, components, products and identification signs will be permitted to a maximum height of 16ft (4.88m) except where height is limited to 4ft (1.22m) maximum. See "DEPTH."

DEPTH - Display fixtures over 4ft (1.22m) in height may not be placed within 5ft (1.52m) of the aisle line and 10ft (3.05m) of the neighboring booth to avoid blocking sight lines of exhibitors next to the back wall of a Peninsula Booth (refer to image for clarification).

DRAPE - The drape will be set at 4ft for the first 5ft in from the aisle, then up to 8ft in the middle, and back down to 4ft for the remaining 5ft from the opposite aisle.

APPROVAL - Booth designs not approved by NRA in advance of the Show will not be installed on the Show floor. Submit your floor plan for approval to nraexhibitorservices@restaurant.org.

